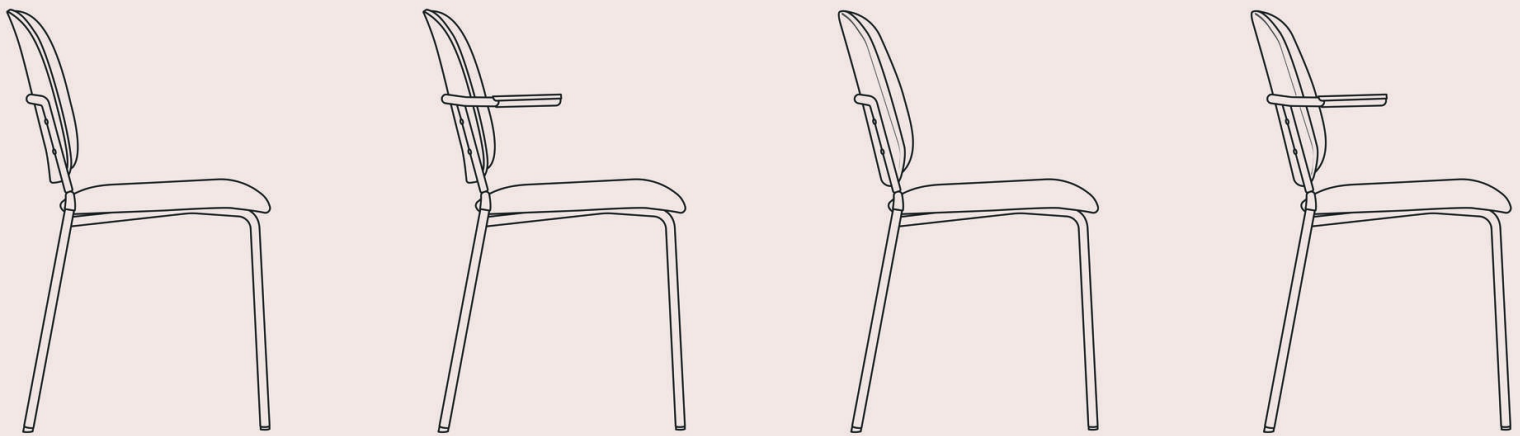


# Environmental product declaration

in accordance with ISO 14025 and EN 15804+A2

## Bow



The Norwegian EPD Foundation

**Owner of the declaration:**

EFG European Furniture Group AB

**Product:**

Bow

**Declared unit:**

1 pcs

**This declaration is based on Product Category Rules:**

CEN Standard EN 15804:2012+A2:2019 serves as core

PCR

NPCR 026:2022 Part B for Furniture

**Program operator:**

The Norwegian EPD Foundation

**Declaration number:**

NEPD-11112-9744

**Registration number:**

NEPD-11112-9744

**Issue date:**

20.05.2025

**Valid to:**

20.05.2030

**EPD software:**

LCAno EPD generator ID: 890785

## General information

### Product

Bow

### Program operator:

The Norwegian EPD Foundation  
Post Box 5250 Majorstuen, 0303 Oslo, Norway  
Phone: +47 977 22 020  
web: [www.epd-norge.no](http://www.epd-norge.no)

### Declaration number:

NEPD-11112-9744

### This declaration is based on Product Category Rules:

CEN Standard EN 15804:2012+A2:2019 serves as core PCR  
NPCR 026:2022 Part B for Furniture

### Statement of liability:

The owner of the declaration shall be liable for the underlying information and evidence. EPD Norway shall not be liable with respect to manufacturer information, life cycle assessment data and evidences.

### Declared unit:

1 pcs Bow

### Declared unit (cradle to gate) with option:

A1-A3, A4, A5, B2, B3, B4, C1, C2, C3, C4, D

### Functional unit:

Bow chair with upholstered seat & wooden back excl. fabric

### General information on verification of EPD from EPD tools:

Independent verification of data, other environmental information and the declaration according to ISO 14025:2010, § 8.1.3 and § 8.1.4. Verification of each EPD is made according to EPD-Norway's guidelines for verification and approval requiring that tools are i) integrated into the company's environmental management system, ii) the procedures for use of the EPD tool are approved by EPD-Norway, and iii) the process is reviewed annually by an independent third party verifier. See Appendix G of EPD-Norway's General Programme Instructions for further information on EPD tools

### Verification of EPD tool:

Independent third party verification of the EPD tool, background data and test-EPD in accordance with EPDNorway's procedures and guidelines for verification and approval of EPD tools.

Third party verifier:

Elisabet Amat, GREENIZE projects

(no signature required)

### Owner of the declaration:

EFG European Furniture Group AB  
Contact person: Christer Johansson  
Phone:  
e-mail: [christer.johansson@efg.se](mailto:christer.johansson@efg.se)

### Manufacturer:

EFG European Furniture Group AB

### Place of production:

EFG European Furniture Group AB

, Norway

### Management system:

ISO 14001

### Organisation no:

### Issue date:

20.05.2025

### Valid to:

20.05.2030

### Year of study:

2024

### Comparability:

EPD of construction products may not be comparable if they not comply with EN 15804 and seen in a building context.

### Development and verification of EPD:

The declaration is created using EPD tool lca.tools ver EPD2022.03, developed by LCA.no. The EPD tool is integrated in the company's management system, and has been approved by EPD Norway.

Developer of EPD: Andreas Mattisson

Reviewer of company-specific input data and EPD: Jennifer Mörck

### Approved:

Håkon Hauan, CEO EPD-Norge

## Product

### Product description:

Bow chair with upholstered seat & wooden back excl. fabric

### Product specification

Bow chair with upholstered seat & wooden back excl. fabric

Materials	kg	%	Recycled share in material (kg)	Recycled share in material (%)
Metal - Stainless steel	0,024	0,42	0,0052	21,89
Metal - Steel	3,00	52,58	0,58	19,33
Plastic - Polyethylene (LDPE)	0,0080	0,14	0,00	0,00
Plastic - Polypropylene (PP)	0,010	0,17	0,0050	50,00
Plastic - Polyurethane (PUR)	0,21	3,73	0,00	0,00
Powder coating	0,050	0,87	0,00	0,00
Wood - Plywood	2,40	42,068	0,00	0,00
Total	5,70	100,00	0,59	

Packaging	kg	%	Recycled share in material (kg)	Recycled share in material (%)
Packaging - Cardboard	2,70	100,00	0,97	36,00
Total incl. packaging	8,41	100,00	1,56	

### Technical data:

#### Market:

Scandinavia

#### Reference service life, product

15 years

#### Reference service life, building

## LCA: Calculation rules

### Declared unit:

1 pcs Bow

### Cut-off criteria:

All major raw materials and all the essential energy is included. The production processes for raw materials and energy flows with very small amounts (less than 1%) are not included. These cut-off criteria do not apply for hazardous materials and substances.

### Allocation:

The allocation is made in accordance with the provisions of EN 15804. Incoming energy and water and waste production in-house is allocated equally among all products through mass allocation. Effects of primary production of recycled materials is allocated to the main product in which the material was used. The recycling process and transportation of the material is allocated to this analysis.

### Data quality:

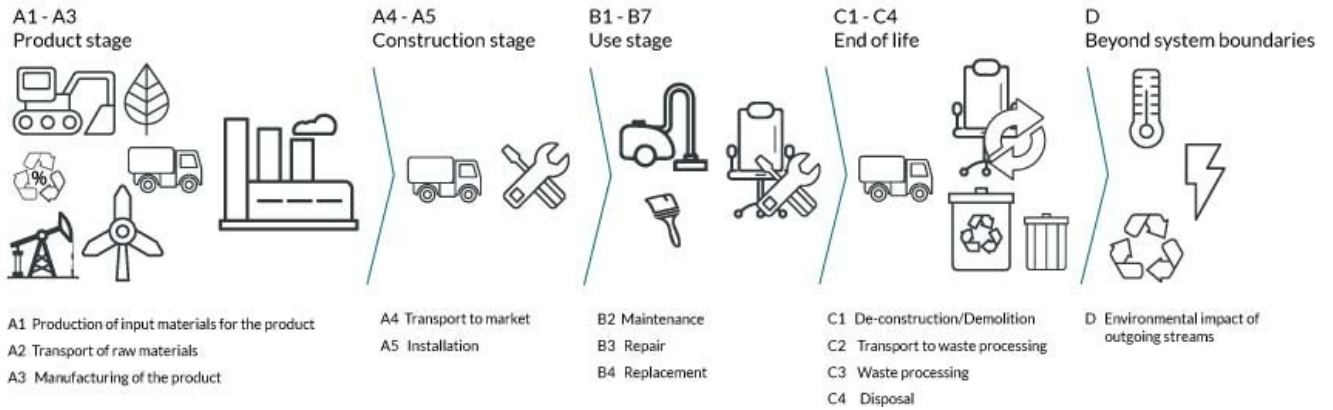
Specific data for the product composition are provided by the manufacturer. They represent the production of the declared product and were collected for EPD development in the year of study. Background data is based on registered EPDs according to EN 15804, Ostfold Research databases, ecoinvent and other LCA databases. The data quality of the raw materials in A1 is presented in the table below.

Materials	Source	Data quality	Year
Metal - Stainless steel	ecoinvent 3.6	Database	2019
Metal - Steel	ecoinvent 3.6	Database	2019
Packaging - Cardboard	ecoinvent 3.6	Database	2019
Plastic - Polyethylene (LDPE)	ecoinvent 3.6	Database	2019
Plastic - Polypropylene (PP)	ecoinvent 3.6	Database	2019
Plastic - Polyurethane (PUR)	ecoinvent 3.6	Database	2019
Powder coating	ecoinvent 3.6	Database	2019
Wood - Plywood	modified ecoinvent 3.6	Database	2019

### System boundaries (X=included, MND=module not declared, MNR=module not relevant)

Product stage			Construction installation stage		Use stage						End of life stage				Beyond the system boundaries	
Raw materials	Transport	Manufacturing	Transport	Assembly	Use	Maintenance	Repair	Replacement	Refurbishment	Operational energy use	Operational water use	De-construction demolition	Transport	Waste processing	Disposal	Reuse-Recovery-Recycling-potential
A1	A2	A3	A4	A5	B1	B2	B3	B4	B5	B6	B7	C1	C2	C3	C4	D
X	X	X	X	X	MND	X	X	X	MND	MND	MND	X	X	X	X	X

### System boundary:



### Additional technical information:

## LCA: Scenarios and additional technical information

The following information describe the scenarios in the different modules of the EPD.

Check out [www.efg.se](http://www.efg.se) for caring instruction

Transport from production place to user (A4)	Capacity utilisation (incl. return) %	Distance (km)	Fuel/Energy Consumption	Unit	Value (Liter/tonne)
Truck, 16-32 tonnes, EURO 4 (km)	36,7 %	300	0,044	l/tkm	13,20
Assembly (A5)					
Waste, packaging, corrugated board box, to average treatment (kg)	Unit	Value			
	kg	2,70			
Transport to waste processing (C2)	Capacity utilisation (incl. return) %	Distance (km)	Fuel/Energy Consumption	Unit	Value (Liter/tonne)
Truck, 16-32 tonnes, EURO 5 (km)	36,7 %	85	0,044	l/tkm	3,74
Waste processing (C3)					
Waste, materials to recycling (kg)	Unit	Value			
Waste, materials to recycling (kg)	kg	1,026			
Waste treatment per kg Scrap steel, incineration with fly ash extraction (kg)	kg	3,024			
Waste treatment per kg Non-hazardous waste, incineration with fly ash extraction - C3 (kg)	kg	0,050			
Waste treatment per kg Polypropylene (PP), incineration with fly ash extraction - C3 (kg)	kg	0,010			
Waste treatment per kg Polyethylene, PE, incineration with fly ash extraction - C3 (kg)	kg	0,0080			
Waste treatment per kg Wood, incineration with fly ash extraction (kg)	kg	2,40			
Waste treatment per kg Polyurethane (PU), incineration (kg)	kg	0,21			
Disposal (C4)					
Landfilling of ashes and residues from incineration of Scrap steel (kg)	Unit	Value			
Landfilling of ashes and residues from incineration of Scrap steel (kg)	kg	1,99			
Landfilling of ashes from incineration of Non-hazardous waste, process per kg ashes and residues - C4 (kg)	kg	0,011			
Landfilling of ashes from incineration of Polypropylene, PP, process per kg ashes and residues - C4 (kg)	kg	0,00029			
Landfilling of ashes from incineration of Polyethylene, PE, process per kg ashes and residues - C4 (kg)	kg	0,00028			
Landfilling of ashes from incineration of Wood, process per kg ashes and residues (kg)	kg	0,027			
Landfilling of ashes from incineration of Polyurethane (PU), process per kg ashes and residues - C4 (kg)	kg	0,0080			
Benefits and loads beyond the system boundaries (D)					
Substitution of primary steel with net scrap (kg)	Unit	Value			
Substitution of primary steel with net scrap (kg)	kg	0,80			
Substitution of electricity, in Norway (MJ)	MJ	2,029			
Substitution of thermal energy, district heating, in Norway (MJ)	MJ	30,71			

## LCA: Results

The LCA results are presented below for the declared unit defined on page 2 of the EPD document.

Environmental impact								
Indicator		Unit	A1-A3	A4	A5	B2	B3	
	GWP-total	kg CO <sub>2</sub> -eq	1,19E+01	4,35E-01	4,63E+00	0	0	
	GWP-fossil	kg CO <sub>2</sub> -eq	2,00E+01	4,35E-01	4,37E-02	0	0	
	GWP-biogenic	kg CO <sub>2</sub> -eq	-8,15E+00	1,79E-04	4,58E+00	0	0	
	GWP-luluc	kg CO <sub>2</sub> -eq	9,67E-02	1,53E-04	1,44E-05	0	0	
	ODP	kg CFC11 -eq	1,93E-06	1,00E-07	9,22E-09	0	0	
	AP	mol H+ -eq	1,12E-01	2,21E-03	2,07E-04	0	0	
	EP-FreshWater	kg P -eq	1,32E-03	3,44E-06	3,59E-07	0	0	
	EP-Marine	kg N -eq	2,43E-02	7,53E-04	6,84E-05	0	0	
	EP-Terrestrial	mol N -eq	2,63E-01	8,31E-03	7,41E-04	0	0	
	POCP	kg NMVOC -eq	8,31E-02	2,37E-03	2,13E-04	0	0	
	ADP-minerals&metals <sup>1</sup>	kg Sb-eq	5,15E-04	1,19E-05	1,06E-06	0	0	
	ADP-fossil <sup>1</sup>	MJ	3,18E+02	6,61E+00	6,11E-01	0	0	
	WDP <sup>1</sup>	m <sup>3</sup>	7,54E+03	6,31E+00	7,74E-01	0	0	

Indicator		Unit	B4	C1	C2	C3	C4	D
	GWP-total	kg CO <sub>2</sub> -eq	0	0	1,24E-01	4,78E+00	2,34E-02	-1,07E+00
	GWP-fossil	kg CO <sub>2</sub> -eq	0	0	1,24E-01	7,83E-01	2,33E-02	-1,06E+00
	GWP-biogenic	kg CO <sub>2</sub> -eq	0	0	5,07E-05	4,00E+00	1,73E-05	-8,56E-04
	GWP-luluc	kg CO <sub>2</sub> -eq	0	0	4,34E-05	1,37E-05	6,92E-06	-6,53E-03
	ODP	kg CFC11 -eq	0	0	2,83E-08	7,39E-09	7,06E-09	-1,30E-02
	AP	mol H+ -eq	0	0	5,08E-04	9,91E-04	1,62E-04	-5,87E-03
	EP-FreshWater	kg P -eq	0	0	9,76E-07	1,20E-06	2,36E-07	-7,03E-05
	EP-Marine	kg N -eq	0	0	1,51E-04	5,03E-04	5,77E-05	-1,39E-03
	EP-Terrestrial	mol N -eq	0	0	1,67E-03	5,06E-03	6,39E-04	-1,45E-02
	POCP	kg NMVOC -eq	0	0	5,10E-04	1,24E-03	1,84E-04	-5,87E-03
	ADP-minerals&metals <sup>1</sup>	kg Sb-eq	0	0	3,37E-06	3,45E-07	3,94E-07	-1,70E-05
	ADP-fossil <sup>1</sup>	MJ	0	0	1,87E+00	6,27E-01	5,23E-01	-1,00E+01
	WDP <sup>1</sup>	m <sup>3</sup>	0	0	1,79E+00	1,46E+00	1,10E+00	1,42E+01

GWP-total = Global Warming Potential total; GWP-fossil = Global Warming Potential fossil fuels; GWP-biogenic = Global Warming Potential biogenic; GWP-luluc = Global Warming Potential land use and land use change; ODP = Depletion potential of the stratospheric ozone layer; AP = Acidification potential, Accumulated Exceedance; EP-freshwater = Eutrophication potential, fraction of nutrients reaching freshwater end compartment; EP-marine = Eutrophication potential, fraction of nutrients reaching marine end compartment; EP-terrestrial = Eutrophication potential, Accumulated Exceedance; POCP = Formation potential of tropospheric ozone; ADP-minerals&metals = Abiotic depletion potential for non-fossil resources; ADP-fossil = Abiotic depletion for fossil resources potential; WDP = Water (user) deprivation potential, deprivation-weighted water consumption

"Reading example: 9,0 E-03 = 9,0\*10<sup>-3</sup> = 0,009"

\*INA Indicator Not Assessed

1. The results of this environmental impact indicator shall be used with care as the uncertainties on these results are high or as there is limited experienced with the indicator

## Remarks to environmental impacts

Additional environmental impact indicators							
Indicator	Unit	A1-A3	A4	A5	B2	B3	
PM	Disease incidence	2,02E-06	3,16E-08	3,05E-09	0	0	
IRP <sup>2</sup>	kgBq U235 -eq	3,06E+00	2,89E-02	2,61E-03	0	0	
ETP-fw <sup>1</sup>	CTUe	1,01E+03	4,87E+00	8,15E-01	0	0	
HTP-c <sup>1</sup>	CTUh	8,79E-08	0,00E+00	2,40E-11	0	0	
HTP-nc <sup>1</sup>	CTUh	7,22E-07	5,26E-09	1,02E-09	0	0	
SQP <sup>1</sup>	dimensionless	8,62E+02	4,56E+00	4,10E-01	0	0	

Indicator	Unit	B4	C1	C2	C3	C4	D
PM	Disease incidence	0	0	8,95E-09	1,08E-08	2,95E-09	-1,62E-07
IRP <sup>2</sup>	kgBq U235 -eq	0	0	8,19E-03	1,29E-03	2,10E-03	-1,31E-02
ETP-fw <sup>1</sup>	CTUe	0	0	1,38E+00	3,39E+00	3,18E-01	-6,32E+01
HTP-c <sup>1</sup>	CTUh	0	0	0,00E+00	2,73E-10	1,20E-11	-4,51E-09
HTP-nc <sup>1</sup>	CTUh	0	0	1,49E-09	6,63E-09	3,15E-10	7,93E-08
SQP <sup>1</sup>	dimensionless	0	0	1,29E+00	9,91E-02	1,15E+00	-1,76E+01

PM = Particulate Matter emissions; IRP = Ionizing radiation – human health; ETP-fw = Eco toxicity – freshwater; HTP-c = Human toxicity – cancer effects; HTP-nc = Human toxicity – non cancer effects; SQP = Soil Quality (dimensionless)

"Reading example: 9,0 E-03 = 9,0\*10<sup>-3</sup> = 0,009"

\*INA Indicator Not Assessed

1. The results of this environmental impact indicator shall be used with care as the uncertainties on these results are high or as there is limited experienced with the indicator
2. This impact category deals mainly with the eventual impact of low dose ionizing radiation on human health of the nuclear fuel cycle. It does not consider effects due to possible nuclear accidents, occupational exposure nor due to radioactive waste disposal in underground facilities. Potential ionizing radiation from the soil, from radon and from some construction materials is also not measured by this indicator.

Resource use							
Indicator		Unit	A1-A3	A4	A5	B2	B3
	PERE	MJ	1,72E+02	9,33E-02	1,01E-02	0	0
	PERM	MJ	5,57E+01	0,00E+00	-2,21E+01	0	0
	PERT	MJ	2,28E+02	9,33E-02	-2,21E+01	0	0
	PENRE	MJ	3,12E+02	6,61E+00	6,11E-01	0	0
	PENRM	MJ	7,20E+00	0,00E+00	0,00E+00	0	0
	PENRT	MJ	3,20E+02	6,61E+00	6,11E-01	0	0
	SM	kg	1,60E+00	0,00E+00	0,00E+00	0	0
	RSF	MJ	3,12E-01	3,34E-03	3,34E-04	0	0
	NRSF	MJ	6,37E-01	1,19E-02	1,38E-03	0	0
	FW	m <sup>3</sup>	3,28E-01	6,96E-04	2,88E-04	0	0

Indicator		Unit	B4	C1	C2	C3	C4	D
	PERE	MJ	0	0	2,64E-02	2,30E-02	1,00E-02	-1,63E+01
	PERM	MJ	0	0	0,00E+00	-3,36E+01	0,00E+00	0,00E+00
	PERT	MJ	0	0	2,64E-02	-3,36E+01	1,00E-02	-1,63E+01
	PENRE	MJ	0	0	1,87E+00	6,32E-01	5,23E-01	-9,99E+00
	PENRM	MJ	0	0	0,00E+00	-7,20E+00	0,00E+00	0,00E+00
	PENRT	MJ	0	0	1,87E+00	-6,57E+00	5,23E-01	-9,99E+00
	SM	kg	0	0	0,00E+00	0,00E+00	0,00E+00	0,00E+00
	RSF	MJ	0	0	9,46E-04	5,16E-04	2,64E-04	2,92E-02
	NRSF	MJ	0	0	3,38E-03	0,00E+00	2,08E-02	-1,59E-03
	FW	m <sup>3</sup>	0	0	1,97E-04	1,52E-03	4,71E-04	-2,08E-02

PERE = Use of renewable primary energy excluding renewable primary energy resources used as raw materials; PERM = Use of renewable primary energy resources used as raw materials; PERT = Total use of renewable primary energy resources; PENRE = Use of non renewable primary energy excluding non-renewable primary energy resources used as raw materials; PENRM = Use of non renewable primary energy resources used as raw materials; PENRT = Total use of non renewable primary energy resources; SM = Use of secondary materials; RSF = Use of renewable secondary fuels; NRSF = Use of non-renewable secondary fuels; FW = Net use of fresh water

"Reading example: 9,0 E-03 = 9,0\*10<sup>-3</sup> = 0,009"

\*INA Indicator Not Assessed

End of life - Waste								
Indicator		Unit	A1-A3	A4	A5	B2	B3	
	HWD	kg	2,59E-01	3,37E-04	0,00E+00	0	0	
	NHWD	kg	5,50E+00	3,16E-01	2,70E+00	0	0	
	RWD	kg	1,85E-03	4,51E-05	0,00E+00	0	0	
Indicator		Unit	B4	C1	C2	C3	C4	D
	HWD	kg	0	0	9,56E-05	0,00E+00	2,02E+00	-4,72E-03
	NHWD	kg	0	0	8,96E-02	5,00E-02	2,67E-02	-4,22E-01
	RWD	kg	0	0	1,28E-05	0,00E+00	3,21E-06	-1,09E-05

HWD = Hazardous waste disposed; NHWD = Non-hazardous waste disposed; RWD = Radioactive waste disposed

"Reading example: 9,0 E-03 =  $9,0 \cdot 10^{-3}$  = 0,009"

\*INA Indicator Not Assessed

End of life - Output flow								
Indicator		Unit	A1-A3	A4	A5	B2	B3	
	CRU	kg	0,00E+00	0,00E+00	0,00E+00	0	0	
	MFR	kg	4,66E-01	0,00E+00	2,51E+00	0	0	
	MER	kg	4,70E-01	0,00E+00	1,89E-01	0	0	
	EEE	MJ	3,01E-01	0,00E+00	1,54E-01	0	0	
	EET	MJ	4,55E+00	0,00E+00	2,34E+00	0	0	
Indicator		Unit	B4	C1	C2	C3	C4	D
	CRU	kg	0	0	0,00E+00	0,00E+00	0,00E+00	0,00E+00
	MFR	kg	0	0	0,00E+00	1,03E+00	0,00E+00	0,00E+00
	MER	kg	0	0	0,00E+00	5,71E+00	0,00E+00	0,00E+00
	EEE	MJ	0	0	0,00E+00	2,08E+00	0,00E+00	0,00E+00
	EET	MJ	0	0	0,00E+00	3,15E+01	0,00E+00	0,00E+00

CRU = Components for re-use; MFR = Materials for recycling; MER = Materials for energy recovery; EEE = Exported energy electrical; EET = Exported energy thermal

"Reading example: 9,0 E-03 =  $9,0 \cdot 10^{-3}$  = 0,009"

\*INA Indicator Not Assessed

Biogenic Carbon Content		
Indicator	Unit	At the factory gate
Biogenic carbon content in product	kg C	1,09E+00
Biogenic carbon content in accompanying packaging	kg C	1,25E+00

Note: 1 kg biogenic carbon is equivalent to 44/12 kg CO<sub>2</sub>

## Additional requirements

### Greenhouse gas emissions from the use of electricity in the manufacturing phase

National production mix from import, low voltage (production of transmission lines, in addition to direct emissions and losses in grid) of applied electricity for the manufacturing process (A3).

Electricity mix	Source	Amount	Unit
Electricity, Sweden (kWh)	ecoinvent 3.6	54,94	g CO <sub>2</sub> -eq/kWh

### Dangerous substances

The product contains no substances given by the REACH Candidate list.

### Indoor environment

## Additional Environmental Information

### Key Environmental Indicators

Key environmental indicators	Unit	A1-A3	A4	A1-C4	A1-D
GWPtotal	kg CO <sub>2</sub> -eq	11,93	0,44	21,92	20,85
Total energy consumption	MJ	485,20	6,72	495,65	469,36
Amount of recycled materials	%	18,58			

### Additional environmental impact indicators required in NPCR Part A for construction products

Indicator	Unit	A1-A3	A4	A5	B2	B3
GWPIOBC	kg CO <sub>2</sub> -eq	2,05E+01	4,35E-01	0,00E+00	0	0

Indicator	Unit	B4	C1	C2	C3	C4	D
GWPIOBC	kg CO <sub>2</sub> -eq	0	0	1,24E-01	7,29E-01	2,35E-02	-1,51E+00

GWPIOBC: Global warming potential calculated according to the principle of instantaneous oxidation. In order to increase the transparency of biogenic carbon contribution to climate impact, the indicator GWP-IOBC is required as it declares climate impacts calculated according to the principle of instantaneous oxidation. GWP-IOBC is also referred to as GWP-GHG in context to Swedish public procurement legislation.






### Variants and Options

#### Key environmental indicators (A1-A3) for variants of this EPD

Variants	Weight (kg)	GWPtotal (kg CO <sub>2</sub> -eq)	Total energy consumption (MJ)	Amount of recycled materials (%)
Bow armchair upholstered seat & back excl. fabric	8,96	15,57	523,56	18,12
Bow armchair upholstered seat & back incl. polyester fabric	10,16	21,83	626,69	15,97
Bow armchair upholstered seat & back incl. wool fabric	10,16	82,99	893,31	15,97
Bow armchair upholstered seat, wooden back excl. fabric	8,77	13,46	504,65	18,50
Bow armchair upholstered seat, wooden back incl. polyester fabric	9,57	18,90	575,30	16,95
Bow chair upholstered seat & back incl. polyester fabric	9,80	20,24	605,98	15,96
Bow chair upholstered seat & back incl. wool fabric	9,80	80,59	872,25	15,96
Bow armchair upholstered seat, wooden back incl. wool fabric	9,57	56,11	690,23	10,26
Bow chair upholstered seat & back excl. fabric	8,60	13,16	502,57	18,19
Bow chair upholstered seat, wooden back incl. wool fabric	9,20	56,82	730,78	16,97
Bow chair upholstered seat, wooden back incl. polyester fabric	9,20	16,62	553,75	16,97
Bow chair upholstered seat, wooden back excl. fabric	8,40	11,90	486,64	18,59

## Bibliography

ISO 14025:2010 Environmental labels and declarations - Type III environmental declarations - Principles and procedures.  
 ISO 14044:2006 Environmental management - Life cycle assessment - Requirements and guidelines.  
 EN 15804:2012+A2:2019 Environmental product declaration - Core rules for the product category of construction products.  
 ISO 21930:2017 Sustainability in buildings and civil engineering works - Core rules for environmental product declarations of construction products.  
 ecoinvent v3, Allocation, cut-off by classification, Swiss Centre of Life Cycle Inventories.  
 Iversen et al., (2021) eEPD v2021.09 Background information for EPD generator tool system verification, LCA.no Report number: 07.21  
 Ruud et al., (2023) EPD generator for NPCR026 Part B for Furniture - Background information for EPD generator application and LCA data, LCA.no report number 01.23  
 NPCR Part A: Construction products and services. Ver. 2.0. March 2021, EPD-Norge.  
 NPCR 026 Part B for Furniture. Ver. 2.0 March 2022, EPD-Norge.

 <small>Global program operator</small>	<b>Program operator and publisher</b> The Norwegian EPD Foundation Post Box 5250 Majorstuen, 0303 Oslo, Norway	Phone: +47 977 22 020 e-mail: post@epd-norge.no web: www.epd-norge.no
	<b>Owner of the declaration:</b> EFG European Furniture Group AB Norway	Phone: e-mail: christer.johansson@efg.se web: https://www.efg.se
	<b>Author of the Life Cycle Assessment</b> LCA.no AS Dokka 6A, 1671 Kråkerøy, Norway	Phone: +47 916 50 916 e-mail: post@lca.no web: www.lca.no
	<b>Developer of EPD generator</b> LCA.no AS Dokka 6A, 1671 Kråkerøy, Norway	Phone: +47 916 50 916 e-mail: post@lca.no web: www.lca.no
	ECO Platform ECO Portal	web: www.eco-platform.org web: ECO Portal